

QUARTERLY PHYSICAL REPORT OF OPERATION

As of September 30, 2022

Department: Department of Labor and Employment (DOLE)
 Agency : Professional Regulation Commission
 Operating Unit: Central Office
 Organization Code
 (UACS) : 16 008 0100000

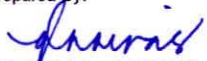
Particulars	UACS CODE	Physical Target (Budget Year)					Physical Accomplishment (Budget Year)					Variance	Remarks
		1st Quarter	2nd Quarter	3rd Quarter	4th Quarter	Total	1st Quarter	2nd Quarter	3rd Quarter	4th Quarter	Total		
1	2	3	4	5	6	7	8	9	10	11	12	13	14
PROFESSIONAL LICENSURE PROGRAM	3101000000000000												
OO : Highly ethical, globally competitive, and recognized Filipino													
Outcome Indicators													
1. Percentage of graduates in all certificate courses given professional certification		56%	56%	56%	56%	56%	57.99%	57.57%	54.07%		56.54%		
Output Indicators													
1. Percentage of applications for licensure examinations acted upon within two (2) days from filing		100%	100%	100%	100%	100%	100% of 58,573	100% 185,260	100% of 172,250		100% of 416,083		
2. Percentage of test items prepared/ formulated/ peer reviewed by the Professional Regulatory Boards		100%	100%	100%	100%	100%	100%	100%	100%		100%		
3. Percentage of statistical data for monitoring of school performance generated within one day after the release of examination results		100%	100%	100%	100%	100%	100%	100%	100%		100%		
PROFESSIONAL REGULATION PROGRAM	3102000000000000												
OO : Highly ethical, globally competitive, and recognized Filipino													
Outcome Indicators													
1. Percentage increase in number of professionals registered under various mutual recognition arrangements within ASEAN and other countries including international trade agreements where the Philippines is a signatory		2%	2%	1%	1%	6%	2.04%	2.42%	1.75%		6.21%		

This report was generated using the Unified Reporting System on 19/10/2022 15:34; Status : SUBMITTED


Page 1 of 2

Particulars	UACS CODE	Physical Target (Budget Year)					Physical Accomplishment (Budget Year)					Variance	Remarks
		1st Quarter	2nd Quarter	3rd Quarter	4th Quarter	Total	1st Quarter	2nd Quarter	3rd Quarter	4th Quarter	Total		
1	2	3	4	5	6	7	8	9	10	11	12	13	14
2. Percentage of cases resolved within three (3) months		8%	8%	8%	8%	8%	5.49%	5.74%	5.40%		5.54%		The reduction of personnel in the Legal Service impeded the rendition of legal services and further delayed the proceedings and disposal of administrative cases pending therein. As of 3rd quarter, there are only two (2) permanent lawyers and three (3) JO lawyers assigned as hearing officers.
Output Indicators													
1. Percentage of request for professional identification cards (PICs) and registration certificates acted upon within the prescribed timeframe		100%	100%	100%	100%	100%	100% of 38,681	100% of 51,308	100% of 42,203		100% of 132,192		
2. Percentage of complaints with investigations conducted		100%	100%	100%	100%	100%	100% of 172	100% of 161	100% of 119		100% of 452		
3. Number of institutions and establishments where professionals are employed that are inspected and monitored		263	315	263	209	1,050	166	210	370		746		
PROFESSIONAL DATABASE MANAGEMENT PROGRAM	3103000000000000												
OO : Highly ethical, globally competitive, and recognized Filipino													
Outcome Indicators													
1. Percentage reduction of process cycle time of frontline services upon conversion to online services		96%	96%	96%	96%	96%	96%	96%	96%		96%		
Output Indicators													
1. Percentage increase in the number of applicants and professionals provided with online services		36%	32%	35%	32%	33.75%	39.2%	39.2%	39.2%		39.2%		


Prepared By:


GLORIA L. ASINAS
 Chief Planning Officer, MED
 2022-10-19 15:28:31

In coordination with:


JOSE A. ABUNDO
 Director IV, PMFS
 2022-10-19 15:28:31

Approved By:


CHARITO A. ZAMORA
 Chairperson
 2022-10-19 15:34:40